

PVC · WOOD · ALUMINIUM
WINDOWS · ROLLER SHUTTERS · DOORS · GARAGE DOORS



**EXTERNAL
DOORS**



All photos included in the catalogue present DAKO products used in realizations. We would like to thank the investors for the opportunity to complete the session.

The presentation of the products in the pictures is for illustrative purposes - due to the light in the pictures - the actual appearance of the colours and textures of individual products may slightly differ from the pictures.

TABLE OF — CONTENTS



Aluminium panel doors	4
Group I	10
Minimalism for demanding customers	
GROUP II	18
Simplicity enhanced by subtle decors	
Group III	26
Stylish functionality	
Group IV	32
Elegance without compromise	
Group V	42
Colour and texture composition	
Group VI	50
Geometry that inspires	
Group VII	58
Intriguing detail	
Door construction	64
Additional equipment	66
Colouring	70
Realizations	72
Panel doors	74
Wooden frame-panel doors	80
PVC Insert panel doors	82
Dictionary	84
DAKO brand	86

At www.dako.eu you can freely modify door models using the convenient **online configurator**

PVC | WOOD | ALUMINIUM





New definition of exclusivity

Demand even more:
elegance, style and quality



ALUMINIUM PANEL DOORS



Modern design in line with current trends

The construction of the overlay sash on both sides makes the door from both the outside and the inside a single flat surface.



The highest quality guarantee

The use of the best available materials ensures high aesthetic values of the door as well as its comfortable and reliable use.



A warm choice that matters

The high thermal insulation parameters guarantee a warm and comfortable interior, which is conducive to generating savings and thus becomes important from the point of view of environmental care.









Unique safety

The use of additional solutions that increase safety ensures a peace of mind for residents, guaranteeing burglary resistance in RC2 or RC3 classes.



Modern technology

Equipping the door with additional elements such as e.g.: fingerprint reader or code keypad allows to open the door without a key.



Remote control

Custom forms of door control with a smartphone equipped with the right application are a modern alternative to traditional solutions and an ideal option for enthusiasts of technological innovations.



Minimalism

for demanding customers

GROUP I

—
Milling

GROUP I

External doors made of solid (non-transparent) panels. They can be equipped with decorative millings and inlays. They are characterized by a minimalist design, in line with current architectural trends.

01.01
TIRANO



01.02
MEVA



01.03
SCALA



01.04
NOEL



01.05
GALLA



01.06
ELIGIA



01.07
TALA



01.08
BONA



01.09
AUREA



01.10
ANDREA



01.11
SAFIR



01.12
CANIS





MILLING

Gentle milling the minimalistic design of the door.

STAINLESS STEEL INLAY

Enriching the door with flush inlay adds a timeless class.





01.07
BONA





Simplicity

enhanced by subtle decors

GROUP II

—
Decors

GROUP II

External doors are made of solid panels (non-transparent) or transparent panels with one pane with the possibility of adding decorative milling, inlay or decors. The classic design of the projects is broken by subtle decorations.

02.01
MAURA



02.02
OLIMPIA




02.03
MELA



02.04
MELISA



02.05
KASJOPEA



02.06
ZOLA




02.07
FABIA



02.08
SOURIS



02.09
SOTERA



02.10
KORA



02.11
FELIX



02.12
LUX





HANDLE

The solution with a functional, rounded shape is most popular among investors.

CODE KEYPAD

Equipping the door with a code keypad is a convenient and functional solution for opening the door without a key.





02.09
SOTERA



Stylish
functionality

GROUP III

—
Simple glazing

GROUP III

External doors made of panels decorated in milling. They have decorative glazing of various shapes that give them refined elegance.

03.01
PERLA



03.02
IDALIA



03.03
OMBRA



03.04
ARGEA



03.05
DALIA



03.06
ALMA






DOOR LOCK INSERT WITH THUMB TURN

A traditional, safe and functional solution for all door models.

SYMMETRIC GLAZING

Decorative glazing of various shapes play the role of the original ornament.







8

A close-up photograph of a dark blue, textured surface. A horizontal band of a lighter, off-white material runs across the middle. In the foreground, a dark, rectangular object is partially visible, possibly a piece of wood or metal. The lighting is soft, creating subtle gradients and shadows.

Elegance

without compromise

GROUP IV

—
Glass
and stainless steel

GROUP IV

External doors made of panels decorated in milling. As standard, they have decorative panes and applications made of brushed, matt stainless steel. The combination of a simple form and glazing guarantees a beautiful, elegant design.

04.01
TAIDA



04.02
SABANA



04.03
RESTINGA



04.04
KEIRA



04.05
FEBA



04.06
THELON



04.07
DORA



04.08
NICETA



04.09
BONITA



04.10
PECOS



04.11
ALBA



04.12
TULIA





TRANSVERSE HANDLE

The custom handle performs both a practical and decorative function.

GLAZING AND DECOR MADE OF STAINLESS STEEL

The combination of two elegant decorative elements adds class to the door.





04.01
TAIDA



18



04.11
ALBA



The background of the page is a blurred photograph of a ceiling. A prominent feature is a recessed, oval-shaped light fixture that is illuminated, creating a bright, soft glow. The ceiling itself is a light, neutral color, and the overall image has a shallow depth of field, making the light fixture the primary point of focus. The lighting is soft and even, contributing to a clean, minimalist aesthetic.

Composition

of colours and textures

GROUP V

—
Symmetric
connections

GROUP V

External doors made of panels decorated in milling. As standard, they feature applications made of matt, brushed stainless steel, rectangular glazing and decors. Unusual proposals with rich equipment, where multi-level geometry and original decorations play the main role.

05.01
EUNIKA



05.02
NILA



05.03
CAURA



05.04
ZOE



05.05
FOTYNA




05.06
ALLA



WOODEN HANDLE

The element of natural wood harmonizes beautifully with the wooden finish of the facade.



DECORATIVE GLAZING

Sophisticated combinations of glass and subtle decors ensure an original design.



05.05
FOTYNA



70
UL. DOLNOBRZESKA



05.02
NILA





Geometry,
that inspires

GROUP VI

—
Expressive shapes

GROUP VI

External doors made of panels decorated in milling. As standard, they feature applications made of matt, brushed stainless steel, rectangular glazing and decors. Unusual proposals with rich equipment, where multi-level geometry and original decorations play the main role.

06.01
LILLA



06.02
STELLA



06.03
LIGIA



06.04
GLORIA



06.05
NIMFA



06.06
OFELIA



ARCHED HANDLE

The original handle also successfully performs utility functions.



FINGERPRINT READER

It allows all family members to open the door with their fingertips.




06.04
GLORIA





06.06
OFELIA

67_A





Intriguing detail

GROUP VII

—
Stone structure

GROUP VII

Impressive design in harmony with nature!

A fine combination of opaque or milk glazed panels with a natural stone decor, complemented by an elegant handle made of stainless steel or wood.

07.01
SALWIA



07.02
PETRA



07.03
ARIAN



07.04
PIA



07.05
WERA



07.06
MERUL



LACQUERED HANDLE

It allows you to perfectly match the door finish to the other elements of the design.



STONE TOUCH

The unobvious addition of stone decoration makes even the simple block of the building gain elegance and class.



07.01
SALWIA



CONSTRUCTION OF aluminium panel doors

Because of the construction of the sash on both sides of the overlap, the door forms a flat surface with the frame - both inside and outside.



Frame

STABILITY, SAFETY AND PROTECTION AGAINST COLD

Maximum energy-saving profile

DA-90N or warm DA-77N profile

Panel

MODERN APPEARANCE

Aluminium double-sided overlay panel

Sash

THERMAL INSULATION

Thermo-insulating polyurethane foam 72/85 mm thick.
Aluminium profile with 77 mm or 90 mm construction thickness.

Threshold

COLD PROTECTION

Aluminium threshold, with a thermal break, height of 20 mm (DA-77N system) and 28 mm (DA-90N system).
Threshold extensions of different heights available.

STANDARD EQUIPMENT

A solid basis for the carefully refined aesthetics of DAKO doors is the advanced equipment which guarantees warmth, safety and reliable functioning of the doors for many years.

ESPAÑOLETTE 3-POINT AV 3

- two locking elements with a double pin
- a massive hook pin provides a high level of protection
- an additional pin guarantees optimal sash pressure against the frame
- automatic locking
- security without having to lock the door
- espagnolette installation at full sash height
- the fitting notch is invisible, which ensures an elegant appearance of the open door

GLASS

for DA-90N: 3-chamber safety glass on both sides 33.1/20/4/18/4/20/33.1 Ug=0,5 W/m²K
for DA-77N: 2-chamber safety glass on both sides 33.1/24/6/24/33.1 Ug=0,5 W/m²K

CONCEALED HINGE (CH)

colour: silver

LEVER HANDLE ON DIVIDED HANDLE PLATE WITH ROSETTE

standard colour: silver (F1) optional
colour: white, brown, old gold (F4), joinery
colour, stainless steel

INSERT

B-class burglary protection with thumb turn and the R1 rosette with a fob

MOUNTING ANCHORS

to ensure correct installation

EXTENSION TO A LOW THRESHOLD


transport protection and a guarantee of stable low threshold installation

Additional equipment


Lever handles

A standard solution eagerly chosen by investors.

On a full handleplate



On a divided handleplate



Handles

Elegant and original handles are, in addition to practical functions, a decorative element, and a wide range of possibilities allows for a perfect match to the facade and character of the building.



LENGTH

580 mm
800 mm
1000 mm
1200 mm
1400 mm
1500 mm
1600 mm
1800 mm



P10



Q10

LENGTH

580 mm
1200 mm
1600 mm



Q10D



P10D

LENGTH

- 1800 mm
- 2000 mm
- 2200 mm



PS




PS-W



W10

Glass

P2 with increased burglary resistance (1) / P4 burglary resistance (2) / Sandblasted (3) / Ornamental (4) / Reflective (5)



* **Do you need a different glass?** Ask an advisor in the DAKO salesroom about it.

External rosettes



R1



R2



R3

Digital door viewer



Espagnolette function DAY/NIGHT

This function allows you to select the day or night option to secure the door.



Fingerprint reader

Innovative door opening with a fingertip, without the need for a key, is a convenient and functional solution for investors who value modern technologies.



Inserts

Safety Class C insert with highest burglary resistance (basic or with thumb turn)



Self-closer

Provides smooth and automatic closing of door sashes



RAIL SELF-CLOSER



CONCEALED SELF-CLOSER

Hinges

Provides smooth and automatic closing of door sashes



CONCEALED
HINGE



ROLLER HINGE

Colour

Standard RAL colours




Stone decors - available types





* Available on request

Decors - standard



Optional colors - veneers and decors



Any RAL color

veneer  dekor 



01.07
TALA




01.07
BONA



02.09
SOTERA



04.11
ALBA





Detailed information on available equipment options and colors of PVC and wooden panel doors is available at www.dako.eu



PANEL DOORS
ARE ALSO AVAILABLE
**IN A PVC OR WOODEN
VERSION**

CONSTRUCTION of PVC panel doors

The construction of the single-sided panel door is characterized by a uniform plane of the sash from the outside, which gives the door an extremely impressive and elegant appearance.



Frame

STABILITY AND COLD PROTECTION

PVC profile with aluminum cladding DPQ 82 AL

Panel

MODERN APPEARANCE

Aluminum single-sided overlay panel

Sash

THERMAL INSULATION

Thermo-insulating polyurethane foam 60 mm thick

Threshold

COLD PROTECTION

Aluminum threshold, with thermal break, 20 mm height.
Available threshold extensions:
15, 30, 45, 100 mm

Standard equipment

3-POINT ESPAGNOLETTE LOCK

- Two locking elements with a double pin.

Handle on a split backplate with a rosette

An additional pin guarantees the optimal pressure of the sash to the frame.

- Automatic locking

Security without having to lock the door.

- Installation of the espagnolette lock along the entire sash height

The fitting groove is invisible, which ensures an elegant appearance of the open door.

TRIPLE GLAZING PACKAGE

33.1/18/4/18/33.1

LEVER HANDLE ON A SPLIT BACKPLATE WITH A ROSETTE

Standard colors:

white or silver (depending on the door colour)

Optional colors:

brown, silver (F1), old gold (F4), stainless steel

INSERT

Security class C burglary protection with a key ring

SURFACE HINGE

Standard colors: white

Optional colors: brown, silver (F1), old gold (F4), RAL 7016 (dark grey), RAL 9005 (black)

CONSTRUCTION of wooden panel doors

The applied constructional solutions allow the sashes to be made in a uniform plane, due to which the sash profile is invisible and constitutes a single plane from the inside and outside of the door.

WOOD SPECIES
Meranti lite



Frame

STABILITY AND COLD PROTECTION

High quality, glued laminated wood with very good technological properties.

Panel

MODERN APPEARANCE

Wood panel on both sides

Sash

THERMAL INSULATION

wood with polyurethane filling, covered with modified, waterproof plywood 9 mm thick

Threshold

COLD PROTECTION

Low aluminum threshold with a thermal insert, height 20 mm

Standard equipment

Z-TF AUTOMATIC LOCKING SYSTEM

- Six locking elements

Multi-point locking provides very good pressure of the sash to the frame and a high level of security.

- Installation of the locking system along the entire sash height

The fitting groove is invisible, which ensures an elegant appearance of the open door.

4-GLASS PACKAGE

92 mm: 4-GLASS PACKAGE
33.1/16/4/20/4/14/33.1

78 mm: 3-GLASS PACKAGE
33.1/20/4/20/33.1

68 mm: 3-GLASS PACKAGE
33.1/14/4/16/33.1

LEVER HANDLE ON A LONG BACKPLATE

Standard colors: brown

Optional colors:
white, silver (F1), old gold (F4)

INSERT

Security C class burglary protection with a key ring

SURFACE HINGE

Standard colors: brown

Optional colors: white, silver (F1), old gold (F4)

FRAME AND PANEL doors

Stylish entrance in a traditional form



22 EVOL




18 PARIS



23 CAMON



28 VERO



1 – Frame | 2 - Waterproof thermal insulation panel or double-glazing | 3 - Sash | 4 - Aluminum thermo threshold



17 LONDON



19 SEVILLA



24 YVOIRE



30 BRUNO

- + Aesthetics of wooden doors in a wide range of designs
- + door size upon request
- + Installation depth available in three options: 68 mm, 78 mm and 92 mm
- + can be opened inwards and outwards



SECURITY

- High quality wood guarantees extraordinary durability of Entry Doors and their resistance, both to external factors and to burglary attempts.



HIGH INSULATION

- An important feature of wooden front doors is the high level of thermal insulation. Their numerous advantages also include a high level of sound insulation.



PRESTIGE AND AESTHETICS

- High-quality glued wood is characterized by unusual aesthetics. The natural raw material and visible grain enhance the aesthetic qualities of the building, making the entrance a real showcase.



For more information on models and equipment of wooden frame and panel doors, see www.dako.eu

INSERT panel doors

Functional PVC doors



3 AUREA



4 NONNA



5 GALLA



6 TARSYLIA



1 - Frame | 2 - Waterproof thermal insulation panel or double-glazing | 3 - Sash | 4 - Aluminum thermo threshold 20 mm high with thermal break to reduce freezing

Additionally, as standard:

transport/assembly extension 30 mm high to strengthen the threshold structure



15 DIANA



16 CHLOE



17 ENA



18 IDA

- + the optimal combination of quality and price
- + the perfect visual balance between classics and modernity
- + Wide range of patterns, colours and door equipment



FUNCTIONALITY

- High resistance to damage and weather conditions



THERMICS

- The choice of Vinyl doors is also a guarantee of optimal temperature, guaranteeing thermal insulation at an appropriate, high level.



AESTHETICS

- Possibility of colour matching the appearance of the door with the appearance of Vinyl windows



For more information on models and equipment of Batch Doors, see www.dako.eu

DICTIONARY

of terms

OVERLAY CONSTRUCTION is a way of constructing an external door using double-sided overlays, usually made of aluminium, whose proper fit makes the door sash, both on the inside and outside, a single flat surface. This solution guarantees the door a modern and elegant appearance.

APPLICATION is a decorative element mounted on the door panel made of stainless steel. The shape and appearance of the decor can be almost freely adjusted to the individual needs and design of the door.

DECOR is a decorative element mounted on the door panel made of painted, veneered aluminum sheet, also of stainless steel or stone veneer.

MILLING is a decorative element of an external door which is a defined shape and arrangement of a groove in the door panel, giving it a unique appearance.

INLAY is a decorative door milling filling made of stainless steel and flush with the sash surface or protruding.

LEVER DOOR HANDLE is an element (usually in the form of a handle) used to open the door. Door handles are divided into types depending on the type of door plate.

We distinguish between lever handles on long - longitudinal handle plates (where the handle and the keyhole are in one part) and short - so called split handle plates (which consist of two parts, and the bottom plate has a keyhole, a cylinder or a thumb turn).

GLAZING PACKAGE standard solution for glazing windows and doors. Currently, the standard is to use two or three glazed packages, separated by a distance frame and filled with noble gases. The space between two panes separated by a spacer is called a chamber. Single, double or triple chamber glazed units are available on the market.

DOOR PANEL is the largest share in the door surface, it decides about the appearance of the sash from the outside and inside.

THRESHOLD is the lower part of the door frame, located above the floor level, guaranteeing the functionality of the door and protection against the cold. As standard an aluminium threshold with a thermal break is used in the aluminium overlay door.

DOOR HANDLE is a decorative element of door equipment, replacing the regular handle and used to open the door.

TRANSOM is an additional non-opening glazed door element. The transom consists of a frame and filling, which in its entirety can be a glazing unit. The transoms can be mounted on one side of the door, on both sides and/or above it - their application allows to illuminate the interior and give the entrance a more representative character.

DOOR SASH is the movable, opening part of the door. It is equipped with a handle that allows the operation and control of the sash.

DOOR FRAME is a wall-mounted door construction element that connects it permanently to the door opening. To the frame, through the hinges, the sashes are attached - one or several.

RC (Resistance classes), a scale determining the level of burglary protection class for windows and doors on a six-stage scale. In the single-family building industry, products in RC2\RC3 classes are most often used. The PN-EN 1627 standard specifies six classes of burglary resistance of construction products, including windows and doors, and specifies the methods and attempts to gain access

for them. Certificates confirming increased resistance to burglary are issued by certification bodies conducting conformity assessment activities, which have active accreditation for this scope of testing.

–

LOCK CYLINDER is an element that secures access to the interior, guaranteeing the safety of the house. A the key is usually used to open the cylinder

–

HANDLE or espagnolette The multipoint is a mechanism built into the door sash. It secures access to the interior, guarantees adequate stability and security of the door.

–

HEAT TRANSFER COEFFICIENT is a value that indicates how much heat is lost per square meter of surface area (for example, windows or doors) in one hour if the outside air temperature is one degree lower than in the room.

The heat transfer coefficient is marked with U [W/m²K]. The lower its value, the better - the low heat transfer coefficient informs about the fact that windows and doors have good thermal insulation properties and guarantee the reduction of heat loss.

DOOR HINGE is a type of fitting that allows you to move the door. Hinges usually consist of two articulated parts, one of which is attached to the door sash and the other to the frame. The most commonly used solutions in this area are roller hinges, whose elements constitute a visible part of the door and concealed hinges, whose construction allows to place them in a way that makes them invisible in closed doors.

–

MUNTIN BARS are decorative, thin slats that divide the glass into fields. The most commonly used solutions in this area are Viennese muntin bars, which are glued on the outside of the glass or the so-called internal muntin bars, which are placed inside the glazing units.





A PRESTIGIOUS POLISH BRAND CLOSE TO YOU

Commitment, passion and hard work are the features thanks to which the family company DAKO, established in 1994 in Nowy Sącz, is today a thriving brand with an established position on the joinery market. 33 800 m² of the most modern machines, working under the supervision of qualified specialists, allow us to provide our customers with products of the highest quality. Thanks to an extensive network of well equipped showrooms and professional support of advisors, DAKO products are available for almost everyone.

28 YEARS OF EXPERIENCE AROUND THE WORLD

The long history of the brand's existence means successes not only on the domestic market, but also experience on foreign markets such as Belgium, France, Germany, Italy, USA and Japan. Currently, more than half of the production are various types of products that find buyers on export markets all over Europe, whose trust in the brand is due to, among others high-class services offered.

COMPREHENSIVE PRODUCT OFFER

The high quality of the brand's products is confirmed not only by numerous and systematic tests and certificates or a long warranty period. The most reliable and valuable opinions about our products are primarily a growing group of satisfied customers who have placed their trust in DAKO products, choosing them to fulfill their dreams of their own home. We are extremely proud of this fact.



DAKO.EU